

# MANHASSET®

The standard of excellence around the world since 1935.

Instructions for assembly:  
Symphony, Director's &  
Orchestral Music Stands


**CAUTION:** Do NOT apply any lubricant to the height adjustment shaft of these music stands, as that may cause the friction-grip clutch to lose some of its hold power.

## TOOLS REQUIRED:

Screwdriver

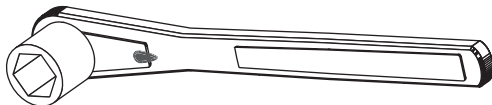


11/16 or 17MM  
Wrench




or


Ratchet with  
11/16 or 17mm  
Socket



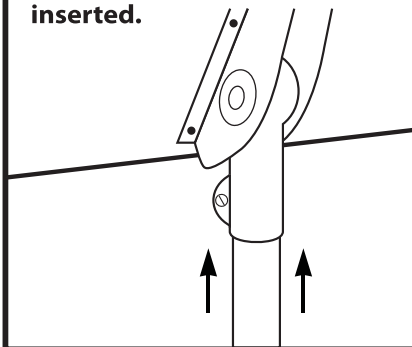
- ① Remove bolt and base cup washer from base of center column.



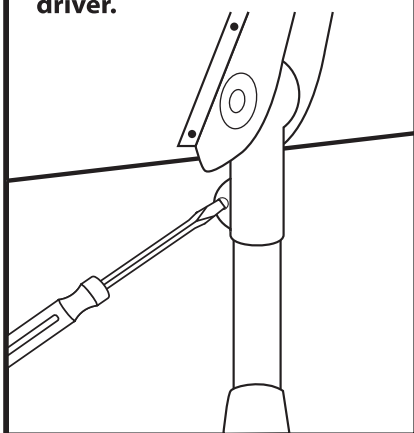
- ② Place tripod base over lower end of center column, replace retaining base assembly and tighten very securely.



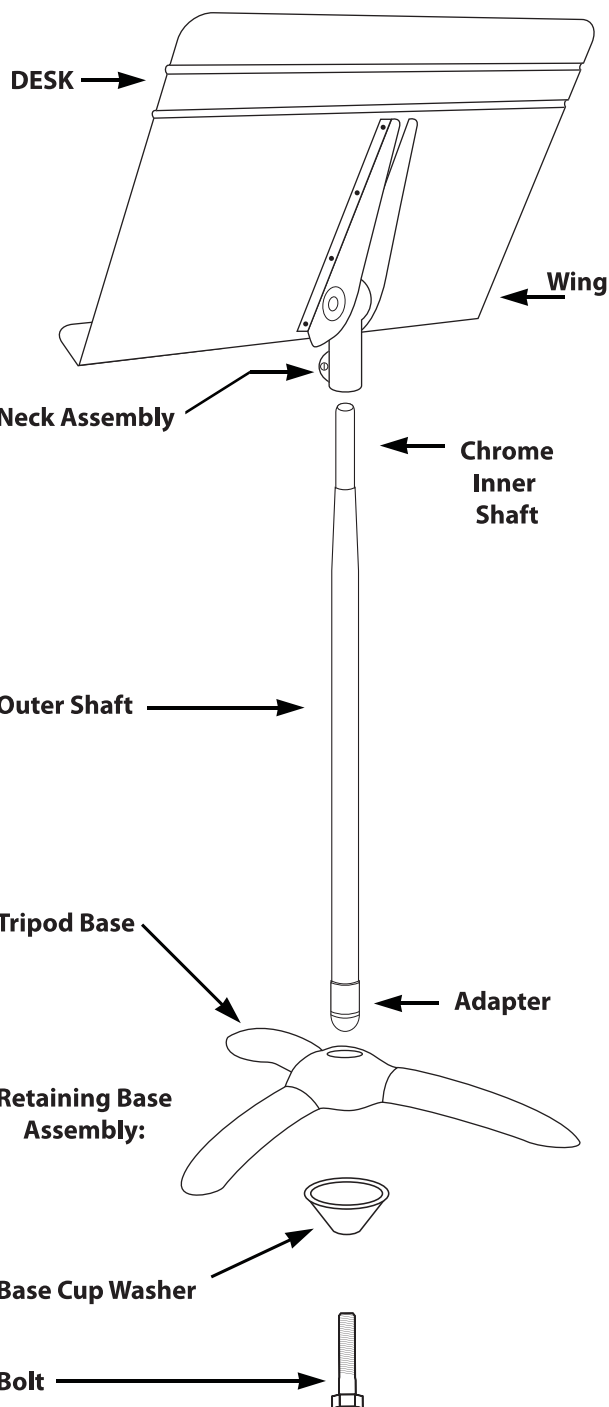
- ③ Extend the chrome inner shaft approximately 7 inches and place into neck assembly on backside of desk with a rotating motion until fully inserted.



- ④ Tighten clamp onto the chrome shaft using a screwdriver.



## Music Stand Parts (Rear View)



**MANHASSET SPECIALTY CO.**

P.O. Box 2518  
Yakima, Washington 98907  
(509) 248-3810 Fax (509) 248-3834

# **Attention Receiver**

**Manhasset is not responsible for damage that occurs after leaving our facility and/or occurs during transit.**

**All of our stands and accessories are in perfect condition when packed.**

**All packaging is done according to the standards of the carriers who transport the cartons.**

**Please follow the instructions below – They are for your protection.**

1. Should cartons(s) damage be visible, it should be noted on the drivers delivery receipt “damaged, subject to count and inspection.” This should be signed by the delivering driver.
2. Regardless of the appearance of the carton, any damage to stands or accessories has occurred in transit and reimbursement is the responsibility of the carrier. All packages are insured with the carrier for loss or damage.
3. When checking your order, if any damage, concealed or apparent, is discovered, notify the transportation company immediately and request an inspection. Save the carton(s) and packing materials until the inspection has been made.
4. Notify the company you purchased your merchandise from, they will be able to assist you. It may be beneficial to have the following information and/or paperwork available; date received, carrier’s pro number or UPS label from carton, invoice or PO number.



It should be noted that Manhasset guarantees the materials and workmanship of our products against manufacturing defects for a period of 5 years after being placed in use.



Carefully examine cartons for small items (nuts, bolts, etc.) prior to discarding cartons.